InlineVent® rectangular duct fans Ø 180 and 225 mm backward curved, for rectangular ducts 30 x 15 and 40 x 20 cm

KR 180



Designed for the delivery of contaminated air.

KR 225



Designed for the delivery of contaminated air.

Dimensions KR 180

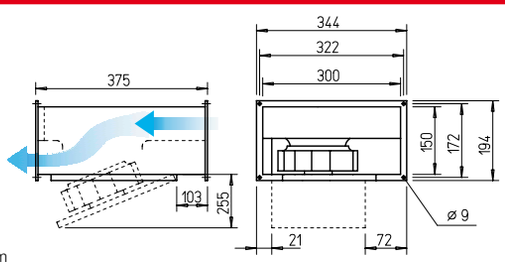

Dim. in mm

Dimensions KR 225

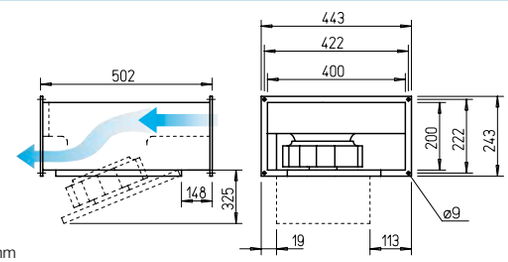

Dim. in mm

Centrifugal EC rectangular duct fans with backward curved impeller blades. Retractable motor-impeller unit.

- High-performance impellers with high efficiency.
- Use in extract air and intake air systems for the delivery of larger volume flows.
- Non-critical for the delivery of contaminated air.

Special features

- High-pressure and high-volume centrifugal fan with high efficiency.
- Particularly easy to service (cleaning) due to retractable motor-impeller unit.
- Easily accessible for cleaning and thus designed for the delivery of contaminated air.
- Compact design, low space requirement, linear rectangular duct throughflow.

Description

Casing
Made of galvanised steel sheet. Double-sided rectangular duct flange profiles (20 mm) for installation in rectangular duct system.

Impeller
Centrifugal, with backward curved blades made of plastic and galvanised steel.
Aerodynamically optimised, inlet via nozzle.

Drive
Through maintenance-free external rotor motor on which the impeller is mounted. Closed design. Protection category IP44. Winding with moisture proof coating. Ball bearing mounted. Motor and impeller dynamically balanced.

Motor protection
Through built-in thermal contacts wired in series to the winding, automatically resetting.

Power control
Through voltage reduction using 5-step transformer or electronically (continuously variable). The performances at corresponding voltages are shown in the performance diagram.

Electrical connection
Terminal box (IP54) mounted to external cable.

Installation
Installation possible in any position. Note accessibility/swivelling range.

Noise
The total level and range are specified above the performance diagram for:
- ☐ Case-radiated sound power
- ☐ Inlet side sound power
- ☐ Outlet side sound power

The inlet side sound power level is also specified above the control voltages in the performance diagram.
- ☐ The case-radiated noise as sound pressure at 4 m (free field conditions) is also specified in the type table.

Reference	Page
Selection table	439
Techn. description	438
Planning information	14 ff.
Modular system	436

Type	Ref. no.	Flow rate Free blowing	Rated speed	Sound press. case-radiation	Power consumption		Wiring diagram	Max. air flow temp. at Rat. vol.	Max. air flow temp. at Control	Wgt net aprx.	Speed controller: Transformer 5-step		surface-mount., electronic		flush-mount., electronic	
		V̇ m³/h	min⁻¹	dB(A) in 4 m	kW	A	No.	+ °C	+ °C	kg	Type	Ref. no.	Type	Ref. no.	Type	Ref. no.
Single-phase alternating current, Capacitor motor, 230 V, 50 Hz, protection category IP44																
KRW 180/2/30/15	08885	540	2460	37	0.06	0.35	508	70	70	5.5	**TSW 1.5**	01495	**ESA 1**	00238	**ESU 1**	00236
KRW 225/2/40/20	08886	1020	2530	40	0.12	0.46	508	70	70	9.8	**TSW 1.5**	01495	**ESA 1**	00238	**ESU 1**	00236

Performance curves KRW 180/2/30/15

Frequency		Hz	Tot.	125	250	500	1k	2k	4k	8k
L_{WA}	Radiation	dB(A)	57	36	52	56	47	44	38	34
L_{WA}	Inlet side	dB(A)	71	56	65	69	59	55	50	45
L_{WA}	Outlet side	dB(A)	72	55	65	68	66	61	56	47

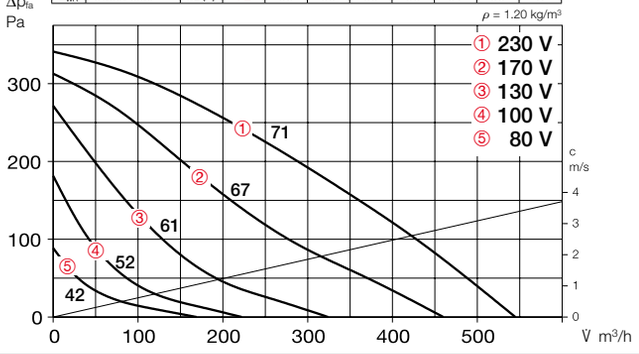

Performance curves KRW 225/2/40/20

Frequency		Hz	Tot.	125	250	500	1k	2k	4k	8k
L_{WA}	Radiation	dB(A)	60	42	54	58	53	52	46	32
L_{WA}	Inlet side	dB(A)	72	60	68	68	65	60	60	49
L_{WA}	Outlet side	dB(A)	75	61	70	71	66	69	65	53

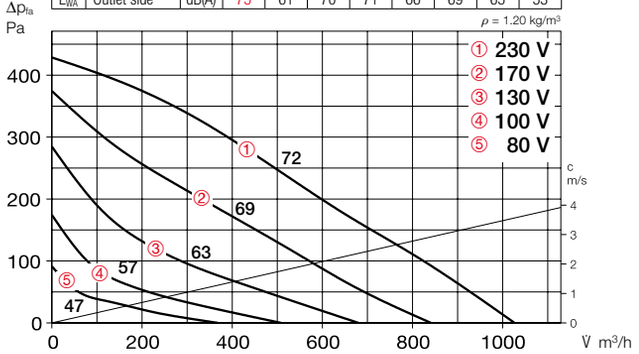

Accessory details	Page
Shutters and weather prot. grille	482, 563 ff.
Filters, heating elements and silencers	483 ff.
Temperature control systems for heating elements	489, 494 f.
Speed controllers and motor protection circuit breakers	601 ff.

Accessories

External wall shutter

VK 30/15	Ref. no. 00735
VK 40/20	Ref. no. 00874

Automatic overpressure shutter made of light grey plastic.



Weather protection grille

WSG 30/15	Ref. no. 00108
WSG 40/20	Ref. no. 00109

Stable construction made of extruded aluminium profiles.



Multi-leaf damper for rectangular duct installation

JVK 30/15	Ref. no. 06927
JVK 40/20	Ref. no. 06910

With double-sided flanges. electrical drive see STM, Accessories.



Fitting

FSK 30/15	Ref. no. 00831
FSK 40/20	Ref. no. 00832

For integration of rectangular duct fans in round duct systems with Ø 160 or 200 mm.



Flexible connector

VS 30/15	Ref. no. 06928
VS 40/20	Ref. no. 05694

Flexible rectangular duct connector with double-sided flange frame.



Counter flange

GF 30/15	Ref. no. 06918
GF 40/20	Ref. no. 06919

Flange frame made of galvanised steel sheet for connection to the rectangular duct.



Rectangular duct silencer

KSD 40/20	Ref. no. 08728

For outlet and inlet side insertion in the rectangular duct system.



Rectangular duct air filter

KLF 40/20 Coarse 70%*	08720
KLF 40/20 ePM1 50%*	08644

With large bag filter. Galvanised steel sheet casing with double-sided flanges.



Electric heating element

EHR-K 6/40/20	No. 08702
EHR-K 15/40/20	No. 08703

Closed tubular heating element in galvanised steel sheet casing with double-sided connection flanges.



Temperature control system for electric heating element

EHSD 16	Ref. no. 05003



Warm water heating element

WHR 2/40/20	Ref. no. 08782
WHR 4/40/20	Ref. no. 08783

For installation in rectangular duct system.



Temperature control system for warm water heating element

WHS HE	Ref. no. 08319



* See product page 477 for detailed description.