ZLA

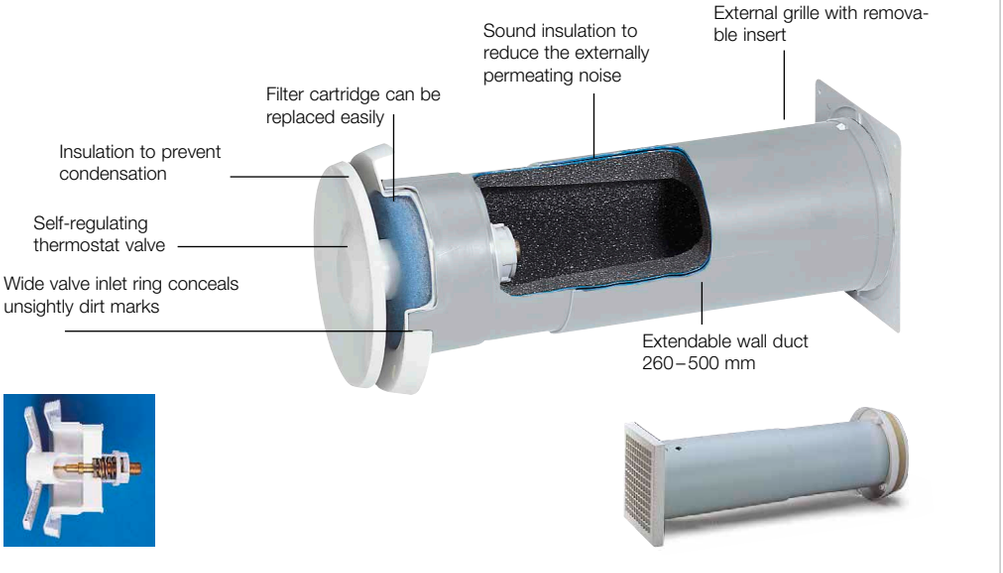

Dimensions ZLA

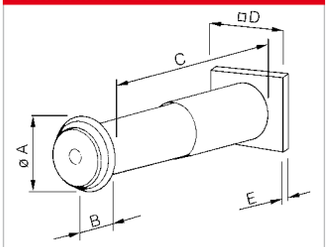

Dim. in mm see table

Flow diagram ZLA 80

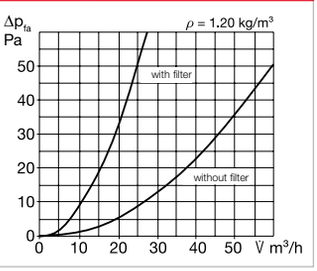

Special features –Application

Universally applicable automatic supply air element. The self-regulating thermostat disc valve combines energy savings and constant ventilation with maximum efficiency. The outdoor temperature-dependent volume flow control takes place via a thermal sensor with no electrical connection. The supply air flow is optimally distributed, filtered (ISO Coarse 50 % G3) and sound-insulated.

Advantages

- Fully automated, demand-based supply air volume control.
- Maintenance-free and free of operating costs.
- Individual volume flow adjustment by rotating the disc.
- Extendable plastic wall duct for wall thicknesses from 260 to 500 mm.
- Good sound insulation due to built-in silencers.
- Easily replaceable filters.
- Electrical connection is not required.
- Quick and easy installation.

Function

The thermostat sensor automatically responds in a temperature range from –6 °C to +20 °C. There are volume flows between 0 and 30 m³/h within this range in compliance with the DIN guidelines. See performance diagram on the right. The valve closes from an outdoor temperature of approx. –4 °C in the “basic setting” position. A minimum supply air rate is guaranteed by the 4 mm wide spacer clip. Manual adjustment of the subsequently outdoor temperature-controlled volume flow is possible by rotating the valve disc. One rotation results in a gap change of 4 mm (see blue shaded areas in the diagram).

Automatic gap change

Automatic gap change depending on the outdoor temperature. – – – Shut-off without spacer ring.

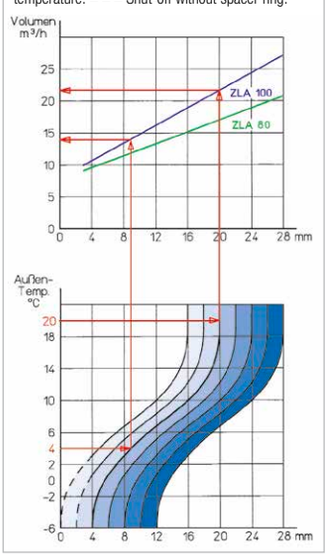

Installation

Installation in wall outlets. Insert telescopic duct from outside, screw on cover grille. Mount the duct and insert the valve from inside.

Performance data

The volume flow rate depending on the pressure difference is based on the opening gap of the valve disc. The performance values can be found in the diagrams above.

Flow diagram ZLA 100

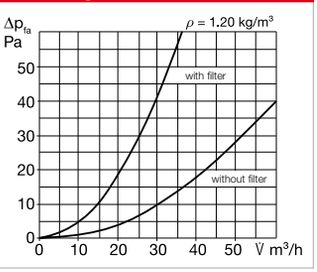

Flow diagram ZLA 160

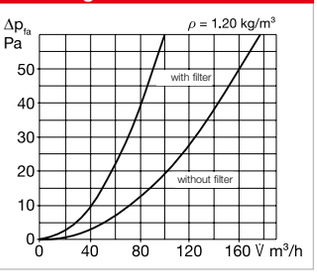

Accessories

Replacement air filter ISO Coarse 50 % (G3)
Each unit contains 10 pcs.

ELFZ 80	Ref. no. 00339
ELFZ 100	Ref. no. 00340
ELFZ 160	Ref. no. 00341

Reference

The number of automatic supply air elements must be determined pursuant to DIN 1946-6 (see table on left page).

Order data

Type	ZLA 80	ZLA 100	ZLA 160
Ref. no.	00214	00215	00216
Volume max. with filter m³/h	25	35	100
Duct NW (mm)	80	100	160
Wall outlet Ø mm	96	115	175
Ø A mm	147	147	207
B mm	49	49	50
C mm	260 – 500	260 – 500	260 – 500
D mm	107	140	190
E mm	3	15	24
Weight approx. kg	0.7	0.8	1.6
Standard sound level diff. $D_{n,e,w}$ dB(A)	41	37	35